



UltimateKitchens

KITCHENS • BEDROOMS • BATHROOMS • LIVING • STUDIES • BOOTROOMS

DOOR COLOUR SELECTOR



CONTENTS

- Milano 3-5
- Milano Plus 6
- Roma 6
- Torino 7
- Rimini 7
- Verona 8
- Kassel & Melrose 9
- Aldana 10
- Arrington 10
- Belgravia 10
- Clifden 10

- Dawson 11
- Ellesmere 11
- Ferro 11
- Florence 11
- Georgia 12
- Harborne 12
- Jacobsen 12
- Jefferson 12
- Kensington 13
- Lawrenson 13
- Madison 13

- Pembridge 14
- Rezana 14
- Strada Gloss 14
- Strada Matte 15
- Tavola 15
- Wakefield 15
- Winslow 16
- Zola Gloss 16
- Zola Matte 16
- Zola Soft-Matte 16
- Handles 17-19
- Door Warranties 19

ICONS



Made in House

These products are made in house in our UK factory.



Paint to Order

A large number of selected ranges are available from our on-trend paint to order palette. Please refer to the Paint to Order Palette below.



Made to Measure

Our Made to Measure products are perfect for those that desire alternative sizes to create a bespoke kitchen.



Available in Bedrooms

A number of our ranges are available in bedroom door sizes. Please be aware of any special notes next to these.



Colour Matching

Doors marked with the Colour Matching symbol can be painted any colour you desire. Be as bold and daring as you like and create a truly unique, personalised kitchen. Just supply us with a RAL (European Standard) or BS (British Standard) colour reference and your kitchen doors will be painted in that exact colour. A sample is always provided beforehand to ensure that the colour is as expected.

LEAD TIMES

Standard lead times are listed next to each range. We will always try to maintain our lead times, however, in times of increased demand and seasonal fluctuations, lead times may be extended.

COLOUR RE-PRODUCTION

The policy of Ultimate Kitchens is one of continued improvement. We therefore reserve the right to alter or amend specifications/dimensions/products without notice. Please note that due to the difficulty of matching true colour in printing, the colours shown within this brochure are only to be used as a general reference.

PAINT TO ORDER PALETTE

Airforce	Antique Red	Brilliant White	Cannon Black
Cardamom	Cashmere	Deep Forest	Dust Grey
Graphite	Gun Metal Grey	Heritage Green	Indigo
Ivory	Lava	Light Grey	Light Teal
Marine	Monument Grey	Mussel	Pantry Blue
Parisian Blue	Porcelain	Reed Green	
Sage Green	Shell	Slate Blue	
Stone	Stone Grey		
Taupe Grey	Vintage Pink		
Viridian	Willow		

MILANO

Door Thickness: 18mm

Frame Width: N/A

Style: slab

Finish: plain or textured



Made to Measure



Made in House



Available in Bedrooms

Lead time

Selected Colours: 10 working days



Milano White Levanto Marble and Onyx Grey

SELECTED COLOURS

<p>ST7 This smoothtouch fine pearl surface texture is a neutral, universal and matt surface.</p>	Black U999 ST7	Graphite Grey U961 ST7	Platinum White W980 ST7
	<p>ST9 Used with uni colours and woodgrains offering a very soft and natural feel. This texture supports the trend for matt surfaces.</p>	<p>Agave Green U645 ST9</p> <p>Alpine White W1100 ST9</p> <p>Arctic Grey U788 ST9</p> <p>Carat Beige U115 ST9</p>	<p>Alabaster White U104 ST9</p> <p>Angora Grey U705 ST9</p> <p>Black Pietra Grigia F206 ST9</p> <p>Carbon Grey U968 ST9</p>
China Red U321 ST9	Crema Beige U222 ST9	Crystal Marble F800 ST9	Cubanit Grey U767 ST9
Dakar Grey U717 ST9	Dark Brown U818 ST9	Dark Grey Chicago Concrete F187 ST9	Dark Taupe U740 ST9
Delft Blue U525 ST9	Denim Blue U540 ST9	Diamond Grey U963 ST9	Dust Grey U732 ST9
Fir Green U699 ST9	Fjord Green U636 ST9	Garnet Red U399 ST9	Indigo Blue U599 ST9
Lava Grey U741 ST9	Light Grey Chicago Concrete F186 ST9	Light Grey U708 ST9	Light Lakeland Acacia H1277 ST9
Light Sorano Oak H1334 ST9	Light Winchester Oak H3382 ST9	Misty Blue U502 ST9	Monument Grey U780 ST9
Mussel U100 ST9	Natural Dijon Walnut H3734 ST9	Natural Lancaster Oak H3368 ST9	Ocean Blue U565 ST9
Onyx Grey U960 ST9	Pearl Grey U763 ST9	Pebble Grey U201 ST9	Porcelain White W1200 ST9
Premium White W1000 ST9	Reed Green U604 ST9	Rusty Red U335 ST9	Sage Green U638 ST9
Sand Beige U156 ST9	Sand Birch H1732 ST9	Sand Yellow U125 ST9	Silk Grey U707 ST9
Silver Grey U765 ST9	Soft Black U899 ST9	Stone Green U665 ST9	Stone Grey U727 ST9
Taupe Grey U750 ST9			
Truffle Brown U748 ST9			
Tyrolean Blue U504 ST9			
White Grey U775 ST9			
White Levanto Marble F812 ST9			
	<p>Milano Garnet Red and Scivaro Slate</p>		

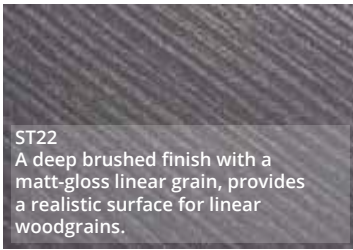
<p>ST10 A highly authentic and realistic texture for woodgrain reproductions.</p>	Anthracite Linen F433 ST10	Beige Textile F416 ST10	Brown Linen F424 ST10
	Chromix Silver F638 ST10	Dark Hunton Oak H2033 ST10	Grey Bardolino Oak H1146 ST10
	Grey Beige Spree Oak H1357 ST10	Grey Brown Whiteriver Oak H1313 ST10	Grey Nebraska Oak H3332 ST10
	Grey Textile F417 ST10	Natural Bardolino Oak H1145 ST10	Natural Hamilton Oak H3303 ST10
	Natural Hickory H3730 ST10	Natural Nebraska Oak H3331 ST10	Natural Pacific Walnut H3700 ST10
Natural Wild Oak H1318 ST10	Tobacco Pacific Walnut H3702 ST10	Truffle Brown Denver Oak H1399 ST10	Vintage Santa Fe Oak H1330 ST10
White Chromix F637 ST10	White Linen F422 ST10		

<p>ST12 An irregular distribution of linear pores, of various depths, gives the surface a natural look. A light sub-structure gives a velvet feel to the surface.</p>	Black U999 ST12	Brown Belmont Oak H1303 ST12	Brown Tonsberg Oak H309 ST12
	Cashmere Grey U702 ST12	Dark Brown Eucalyptus H3043 ST12	Dust Grey U732 ST12
	Graphite Grey U961 ST12	Indigo Blue U599 ST12	Light Grey U708 ST12
	Natural Carini Walnut H3710 ST12	Natural Davos Oak H3131 ST12	Natural Kendal Oak H3170 ST12
	Oiled Kendal Oak H3171 ST12	Parona Walnut H1715 ST12	Platinum White W980 ST12
Premium White W1000 ST12	Stone Grey U727 ST12	Trondheim Ash H1225 ST12	Truffle Brown Davos Oak H3133 ST12
Vicenza Oak H3157 ST12			


<p>ST15 A smooth, flat, and easy-care surface with reduced gloss. It highlights the quality of elegant wood and material reproductions.</p>	Ellmau Beech H1582 ST15	Lissa Oak H1154 ST15	Maple H1521 ST15
	Tobacco Aida Walnut H3704 ST15		

<p>ST19 A linear finish with a matt-gloss effect creates authenticity. The texture aligns with lightly planked woodgrain decors. It can also be used with solid colours for a painted wood look.</p>	Anthracite Finline Metallic H3190 ST19	Beige Grey Lorenzo Oak H3146 ST19	Black U999 ST19	
	Brown Grey Lacquered Pine H3422 ST19	Brown Warmia Walnut H1307 ST19	Cashmere Grey U702 ST19	
	Dark Grey Finline H3198 ST19	Dust Grey U732 ST19	Graphite Grey U961 ST19	
	Grey Beige Rift Oak H1371 ST19	Grey Vicenza Oak H3158 ST19	Kaisersberg Oak H3349 ST19	
	Light Grey U708 ST19	Lincoln Walnut H1714 ST19	Norwich Oak H3003 ST19	
	Onyx Grey U960 ST19	Premium White W1000 ST19	Sevilla Ash H1223 ST19	Shorewood H3090 ST19
	White Finline H3195 ST19			

<p>ST20 The texture ST20 Metal Brushed gives this uniform decor the authentic feel of finely sanded metal.</p>	Black U999 ST20	
	Bronze Brushed Metal F528 ST20	
	Brushed Silvergrey F765 ST20	
	Cobra Bronze F323 ST20	
	Cubanite Steelbrush F434 ST20	
Metallic Inox F500 ST20		Milano Bronze Brushed Metal



ST22
A deep brushed finish with a matt-gloss linear grain, provides a realistic surface for linear woodgrains.



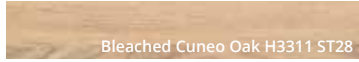
Cascina Pine H1401 ST22



Coco Bolo H3012 ST22



ST28
Characterised by its authentic feel, cracks and knots create the natural look and feel of real wood.



Bleached Cuneo Oak H3311 ST28



Brown Cuneo Oak H3317 ST28



Grey-Beige Gladstone Oak H3326 ST28




Sand Gladstone Oak H3309 ST28



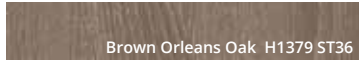
Tobacco Gladstone Oak H3325 ST28



White Gladstone Oak H3335 ST28



ST36
A deeply brushed but very natural, matt character that gives many different types of wood reproductions an authentic feel.



Brown Orleans Oak H1379 ST36



Brown Sacramento Oak H1142 ST36



Dark Brown Charleston Oak H3154 ST36



Grey Sacramento Oak H1143 ST36



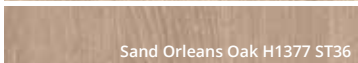
Navarra Ash H1250 ST36



Pasadena Pine H1486 ST36



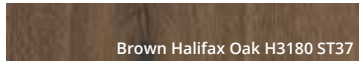
Sand Grey Glazed Halifax Oak H1336 ST36



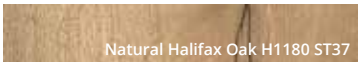
Sand Orleans Oak H1377 ST36



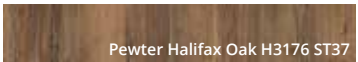
ST37
An authentic solid wood finish, enhanced by the synchronised pore, gives the Halifax Oak decor range a realistic look and feel.



Brown Halifax Oak H3180 ST37



Natural Halifax Oak H1180 ST37




Pewter Halifax Oak H3176 ST37



Tobacco Halifax Oak H1181 ST37



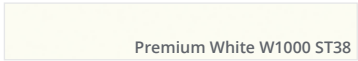
White Halifax Oak H1176 ST37



ST38
Displays a deeply brushed softwood appearance with matt-gloss elements.




Anthracite Mountain Larch H3406 ST38



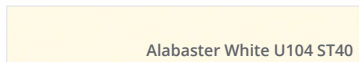
Premium White W1000 ST38



Shadow Black U998 ST38



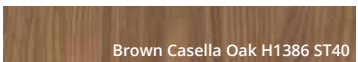
ST40
A bold, more traditional look, with a deep matt structure that truly replicates a refined painted oak.



Alabaster White U104 ST40



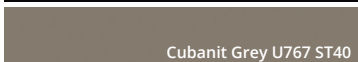
Black U999 ST40




Brown Casella Oak H1386 ST40




Cashmere Grey U702 ST40



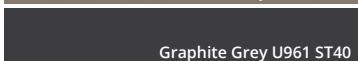
Cubanit Grey U767 ST40




Dust Grey U732 ST40



Fir Green U699 ST40



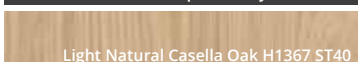
Graphite Grey U961 ST40



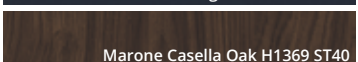
Indigo Blue U599 ST40



Light Grey U708 ST40



Light Natural Casella Oak H1367 ST40




Marone Casella Oak H1369 ST40



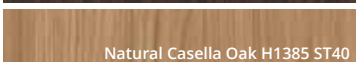
Misty Blue U502 ST40




Monument Grey U780 ST40



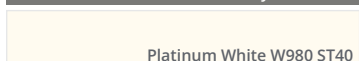
Mussel U100 ST40



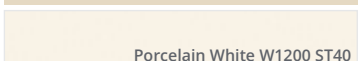
Natural Casella Oak H1385 ST40



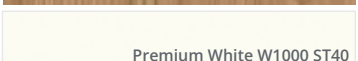
Pebble Grey U201 ST40




Platinum White W980 ST40




Porcelain White W1200 ST40



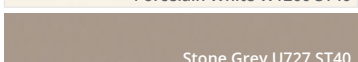
Premium White W1000 ST40



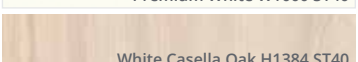
Reed Green U604 ST40




Sage Green U638 ST40



Stone Grey U727 ST40



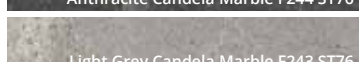
White Casella Oak H1384 ST40



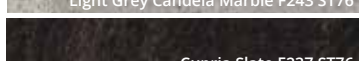
ST76
Giving a wide variety of stone reproductions, from marble to slate, a neutral surface with an authentic rough feel that is robust.




Anthracite Candela Marble F244 ST76



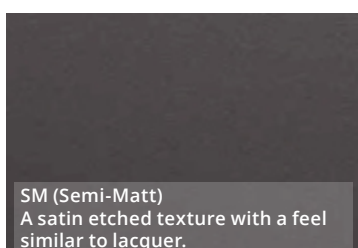
Light Grey Candela Marble F243 ST76



Cupria Slate F237 ST76




Scivaro Slate F235 ST76



SM (Semi-Matt)
A satin etched texture with a feel similar to lacquer.



Platinum White W980 SM



Grey Canvas F634 ST76

MILANO PLUS

Door Thickness: 18mm

Frame Width: N/A

Style: slab

Finish: matt or gloss



Lead time

Selected Colours: 10 working days



Milano Plus Black Matt

SELECTED COLOURS

Gloss Finishes

	Alpine White W1100 PG	Black U999 PG	Cashmere Grey U702 PG
Dust Grey U732 PG	Indigo Blue U599 PG	Light Grey U708 PG	

Matt Finishes

	Alpine White W1100 PM	Angora Grey U705 PM	Black U999 PM
Cashmere Grey U702 PM	Cubanit Grey U767 PM	Dust Grey U732 PM	Fjord Green U636 PM
Garnet Red U399 PM	Graphite Grey U961 PM	Indigo Blue U599 PM	Light Grey U708 PM
Premium White W1000 PM	Stone Green U665 PM		

ROMA

Door Thickness: 19mm

Frame Width: N/A

Style: slab

Finish: ultra-high gloss



Lead time

Selected Colours: 10 working days



Roma Taupe

SELECTED COLOURS

Almond	Beige Metallic	Black	Blue Metallic
Cashmere	Cream	Dark Grey	Frost White
Grey Metallic	Gun Metal	Light Grey	Mushroom
Smoke Grey	Stone Grey	Taupe	White

TORINO

Door Thickness: 19mm

Frame Width: N/A

Style: slab

Finish: supermatt



Lead time

Selected Colours: 10 working days



Torino Dust Grey and Frost White

SELECTED COLOURS

Alby Blue	Black	Caramel	Cashmere
Dust Grey	Dusty Pink	Frost White	Graphite
Heritage Green	Indigo	Light Grey	Marine Blue
Reed Green	Rusty Red	Sage Green	Taupe

RIMINI

Door Thickness: 18mm

Frame Width: N/A

Style: slab

Finish: textured



Lead time

Selected Colours: 10 working days



Rimini Marmo Patagonia Blunt and Verona Cashmere Metaldeco

SELECTED COLOURS

Aged Oak Bianco Laguna	Aged Oak Grigio Laguna	Aurino Bruciato Chalet	Aurino Petrolio Chalet
Aurino White Grey Chalet	Black Leonardo	Black Mustang Blunt	Black Mustang Grigio Blunt
Castel Walnut Medio Chalet	Dark Accona	Dark Baysen Oak	Dark Intaglio Vetta
Eccineri Platin	Galvano Bronze	Grey Leonardo	Kiruna Cemento Artstone
Kiruna Grigio Artstone	Light Accona	Light Grace Stone	Light Stripped Wood
Mallory Pitch Black	Marmo Patagonia Blunt	Marquina	Marshwood Eucalipto Nitens
Marshwood Eucalipto Scuro	Mid Baysen Oak	Mid Grace Stone	Mid Intaglio Vetta
Mid Stripped Wood	Natural Baysen Oak	Oak Naturale Chalet	Onix Black Blunt
Ossido Grigio Artstone	Oxide Artstone	Pale Intaglio Vetta	Rovere Gessato Fumo Oak
Rovere Gessato Grigio Oak	Scuro Oak Chalet	Statuario Venato Bianco Blunt	Texstone Anthracite Portland
Texstone Bianco Portland	Texstone Grigio Portland	Tigerwood Nero	Tigerwood White
Vanguard Noce Grigio	Vanguard Uva		

VERONA

Door Thickness: 18mm

Frame Width: N/A

Style: slab

Finish: decorative & lacquered paper with UV treatment to the front face



Lead time

Selected Colours: 10 working days



SELECTED COLOURS

Gloss Finishes

	Anthracite GL	Anthracite Pearl GL	Azul Indigo GL
Basalto Pearl GL	Blanco GL	Blanco Polar GL	Croma Blue GL
Croma Peach GL	Croma Sunset GL	Cuzco Cobre GL	Cuzco Oro GL
Cuzco Silver GL	Gris Nube GL	Gris Plomo GL	Marfil Pearl GL
Melange 01 Ocre GL	Metallo 02 Green GL	Metallo 03 Brown GL	Metallo 04 Grafitt GL
Nuvola 02 GL	Nuvola 03 GL	Porcelain 01 Gold GL	Porcelain 02 Gold GL
Porcelain 03 Silver GL	Sierra 02 GL	Steel Board Copper GL	Steel Board Grafitto GL
Steel Board Aluminio GL	Verde Salvia GL		

Matt Finishes

	Anthracite Metaldeco SM	Anthracite SM	Azul Indigo SM
Blanco Polar SM	Cashmere Metaldeco SM	Croma Blue SM	Croma Peach SM
Croma Sunset SM	Gris Nube SM	Gris Plomo SM	Nuvola 02 SM
Nuvola 03 SM	Verde Salvia SM		

Textured Finishes

	Beton Concrete TX	Blanco Polar TX	Evora 03 TX
Evora 04 TX	Factory 02 Concrete TX	Ice Cream 02 TX	Ice Cream 04 TX
Negro TX	Oriental Black TX	Oriental White TX	Osiris Grafito TX
Osiris Plata TX	Oxid 02 Forest TX	Oxid 03 Brown TX	Oxid 04 Grafitt TX
Porcelain 01 Gold TX	Porcelain 02 Gold TX	Porcelain 03 Silver TX	Sierra 02 TX
Steel Board Aluminio Glasse TX	Steel Board Grafito Glasse TX	Textile Plata TX	



KASSEL

Door Thickness: 22mm
Frame Width: N/A
Style: slab with integrated J handle
Finish: vinyl wrapped



Lead time
Selected Colours: 20 working days



MELROSE

Door Thickness: 18mm
Frame Width: 60mm
Style: slim shaker
Finish: vinyl wrapped



Lead time
Selected Colours: 20 working days

SELECTED COLOURS

Matt Finishes Woodgrain Effects

	Acacia	Avola Grey	Avola White
Beech	Dark Walnut	Halifax Natural Oak	Halifax White Oak
Light Oak	Lissa Oak	Medium Walnut	Montana Oak
Ontario Maple	Pippy Oak	Sonoma Oak	Terra Oak
Urban Oak	Winchester Oak		

Matt Finishes Material Effects

Dark Concrete	Light Concrete
---------------	----------------

Matt Finishes Painted Woodgrain Effects

	Legno Black	Legno Cashmere	Legno Dakar
Legno Dust Grey	Legno Evergreen	Legno Graphite	Legno Indigo
Legno Ivory	Legno Light Grey	Legno Marine Blue	Legno Mussel
Legno Reed	Legno Stone Grey	Legno Taupe	Legno White
Legno White Grey			

Matt Finishes Smooth

	Black	Cashmere	Cova Ivory
Dakar	Denim	Dust Grey	Evergreen
Fjord	Graphite	Indigo	Ivory
Light Grey	Magnolia	Meadow Green	Mussel
Porcelain	Pure White	Stone Grey	Taupe Grey
White Grey			

Matt Finishes Superior Matt

	Superior Matt Alabaster	Superior Matt Antique Rose	Superior Matt Black
Superior Matt Cashmere	Superior Matt Denim	Superior Matt Dust Grey	Superior Matt Graphite
Superior Matt Heritage Green	Superior Matt Indigo	Superior Matt Light Grey	Superior Matt Marine Blue
Superior Matt Pebble	Superior Matt Porcelain	Superior Matt Reed Green	Superior Matt Stone Grey
Superior Matt Taupe Grey			
Superior Matt Tuscan Red			
Superior Matt White Grey			



Kassel Avola Grey



Melrose Superior Matt Denim



ALDANA

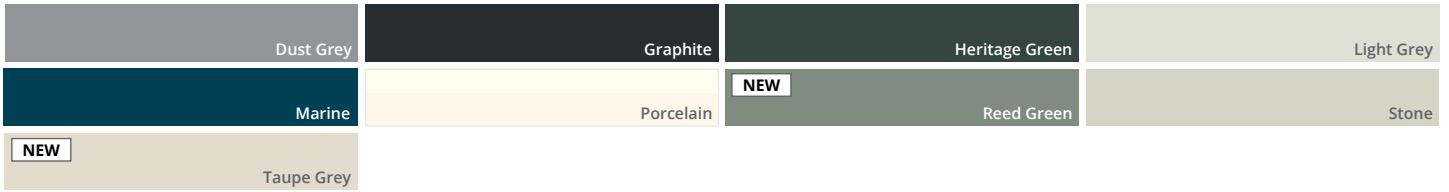
Door Thickness: 20mm
Frame Width: 68mm
Style: narrow shaker
Finish: ash painted



• PAINT TO ORDER COLOURS ONLY
• COLOUR MATCHING AVAILABLE
• MADE TO MEASURE

Lead time
Selected Colours: 10 working days
Paint to Order: 20 working days
Paint to Order MTM: 30 working days
Colour Matching: 40 working days (includes sample sign off)

SELECTED COLOURS



Aldana Graphite



ARRINGTON

Door Thickness: 20mm
Frame Width: 40mm inner / 28mm outer
Style: inframe effect narrow shaker
Finish: ash painted



Lead time
Paint to Order: 25 working days
Paint to Order MTM: 30 working days
Colour Matching: 40 working days (includes sample sign off)



Arrington Shell and Slate Blue



BELGRAVIA

Door Thickness: 20mm
Frame Width: 68mm
Style: inframe shaker with internal bead
Finish: ash painted



Lead time
Paint to Order: 20 working days
Paint to Order MTM: 30 working days
Colour Matching: 40 working days (includes sample sign off)



Belgravia Deep Forest



CLIFDEN

Door Thickness: 18mm
Frame Width: 68mm
Style: narrow shaker
Finish: smooth matte painted



Lead time
Selected Colours: 10 working days
Paint to Order: 20 working days
Colour Matching: 40 working days (includes sample sign off)

SELECTED COLOURS



Clifden Vintage Pink and Light Grey



DAWSON

Door Thickness: 19mm
Frame Width: 68mm
Style: narrow shaker with bevelled edge & v-groove
Finish: smooth matte foil



STANDARD SIZES AVAILABLE
 IN COLOURS MARKED (S)
 • MADE TO MEASURE
 AVAILABLE IN ALL COLOURS

Lead time
Selected Colours: 10 working days
Selected Colours MTM: 25 working days



Dawson Graphite

SELECTED COLOURS

Cashmere (S)	Dust Grey
Light Grey (S)	Porcelain (S)



ELLESMERE

Door Thickness: 18mm
Frame Width: 68mm inner / 34mm outer
Style: inframe effect narrow shaker
Finish: smooth matte painted



Lead time
Paint to Order: 20 working days
Colour Matching: 40 working days (includes sample sign off)



Ellesmere Slate Blue and Light Grey



FERRO

Door Thickness: 18mm
Frame Width: N/A
Style: slab
Finish: painted metal




Lead time
Selected Colours: 40 working days
Selected Colours MTM: 40 working days



Ferro Oxidised Copper and Rezana Espresso Oak

SELECTED COLOURS

Brass	Burnished Brass
Iron	Rusted Iron



FLORENCE

Door Thickness: 18mm
Frame Width: 93mm
Style: shaker with internal bead
Finish: smooth matte painted



Lead time
Paint to Order: 20 working days
Colour Matching: 40 working days (includes sample sign off)



Florence Viridian and Graphite



GEORGIA

Door Thickness: 18mm
Frame Width: 87mm
Style: shaker
Finish: smooth matte painted



Lead time
Paint to Order: 20 working days
Colour Matching: 40 working days (includes sample sign off)



Georgia Light Grey and Dust Grey



HARBORNE

Door Thickness: 21mm
Frame Width: 55mm
Style: shaker with integrated handle
Finish: ash painted



Lead time
Selected Colours: 10 working days
Paint to Order: 20 working days
Paint to Order MTM: 30 working days
Colour Matching: 40 working days (includes sample sign off)



Harborne Heritage Green

SELECTED COLOURS



Graphite

Heritage Green

Light Grey



JACOBSEN

Door Thickness: 20mm
Frame Width: 62mm inner / 28mm outer
Style: inframe effect with raised centre panel
Finish: ash painted



Lead time
Paint to Order: 25 working days
Paint to Order MTM: 30 working days
Colour Matching: 40 working days (includes sample sign off)



Jacobsen Taupe Grey and Light Teal



JEFFERSON

Door Thickness: 20mm
Frame Width: 93mm
Style: raised centre panel
Finish: ash painted or light oak



Lead time
Selected Colours: 10 working days
Paint to Order: 20 working days
Paint to Order MTM: 30 working days
Colour Matching: 40 working days (includes sample sign off)



Jefferson Ivory

SELECTED COLOURS



Light Oak

Ivory



KENSINGTON

Door Thickness: 22mm
Frame Width: 93mm
Style: shaker with bevelled edge & v-groove
Finish: ash effect foil



STANDARD SIZES AVAILABLE
 IN COLOURS MARKED (S)
 MADE TO MEASURE
 AVAILABLE IN ALL COLOURS

Lead time
Selected Colours: 10 working days
Selected Colours MTM: 25 working days



Kensington Heritage Green

SELECTED COLOURS

Cashmere (S)	Dust Grey	Graphite	Heritage Green
Indigo	Ivory	Light Grey (S)	Mussel
Porcelain (S)	Premier Reed Green	NEW Taupe Grey	



LAWRENSON

Door Thickness: 21mm
Frame Width: 59mm + 19mm double step
Style: shaker with double step profile
Finish: ash painted



Lead time
Paint to Order: 20 working days
Paint to Order MTM: 30 working days
Colour Matching: 40 working days (includes sample sign off)



Lawrenson Shell and Antique Red



MADISON

Door Thickness: 20mm
Frame Width: 93mm
Style: shaker with v-groove
Finish: ash painted or light oak



Lead time
Selected Colours: 10 working days
Paint to Order: 20 working days
Paint to Order MTM: 30 working days
Colour Matching: 40 working days (includes sample sign off)



Madison Vintage Pink and Slate Blue

SELECTED COLOURS

Dust Grey	Ivory	Light Grey	Light Oak
Marine	Porcelain	Sage Green	Stone



PEMBRIDGE

Door Thickness: 22mm
Frame Width: 60mm + 13mm internal bead
Style: narrow shaker with internal bead
Finish: oak effect foil

Lead time
Selected Colours: 10 working days



Pembridge Reed Green

SELECTED COLOURS



REZANA

Door Thickness: 18mm
Frame Width: N/A
Style: slab
Finish: knotty oak veneer cross scratched and stained



Lead time
Selected Colours: 35 working days
Selected Colours MTM: 35 working days



Rezana Carbon and Ferro Iron

SELECTED COLOURS



STRADA GLOSS


Door Thickness: 22mm
Frame Width: N/A
Style: slab with integrated J-handle
Finish: high gloss polyurethane

Lead time
Selected Colours: 10 working days



Strada Gloss Dust Grey and Light Grey

SELECTED COLOURS





STRADA MATTE

Door Thickness: 22mm
Frame Width: N/A
Style: slab with integrated J-handle
Finish: smooth matte painted



Lead time
Selected Colours: 10 working days
Paint to Order: 20 working days
Colour Matching: 40 working days (includes sample sign off)



Strada Matte Deep Forest

SELECTED COLOURS

Cashmere	Dust Grey	Graphite	Light Grey
Marine	Porcelain	White	



TAVOLA

Door Thickness: 18mm
Frame Width: N/A
Style: slab with horizontal grain
Finish: oak veneer painted or stained



Lead time
Selected Colours: 20 working days
Paint to Order: 20 working days
Paint to Order MTM: 25 working days
Colour Matching: 40 working days (includes sample sign off)



Tavola Parched Oak and Zola Matte Graphite

SELECTED COLOURS

Carbon	Espresso	Hacienda Black	Light Oak
Parched Oak	Weathered Silver		



WAKEFIELD

Door Thickness: 20mm
Frame Width: 93mm
Style: shaker with internal bead
Finish: ash painted or light oak



Lead time
Selected Colours: 10 working days
Paint to Order: 20 working days
Paint to Order MTM: 30 working days
Colour Matching: 40 working days (includes sample sign off)



Wakefield Marine

SELECTED COLOURS

Dust Grey	Ivory	Light Grey	Light Oak
Marine	Mussel	Porcelain	NEW Reed Green
Sage Green	Stone	NEW Taupe Grey	



WINSLOW

Door Thickness: 20mm
Frame Width: 62mm inner / 28mm outer
Style: inframe effect shaker with internal bead
Finish: ash painted



Lead time
Paint to Order: 20 working days
Paint to Order MTM: 30 working days
Colour Matching: 40 working days (includes sample sign off)



Winslow Parisian Blue



ZOLA GLOSS

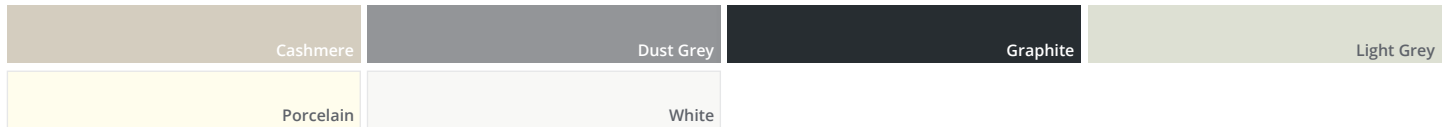
Door Thickness: 18mm
Frame Width: N/A
Style: slab
Finish: high gloss polyurethane

Lead time
Selected Colours: 10 working days



Zola Gloss Porcelain and Graphite

SELECTED COLOURS



ZOLA MATTE

Door Thickness: 18mm
Frame Width: N/A
Style: slab
Finish: smooth matte painted



Lead time
Paint to Order: 20 working days
Colour Matching: 40 working days (includes sample sign off)



Zola Matte Slate Blue



ZOLA SOFT-MATTE

Door Thickness: 18mm
Frame Width: N/A
Style: slab
Finish: PET foil



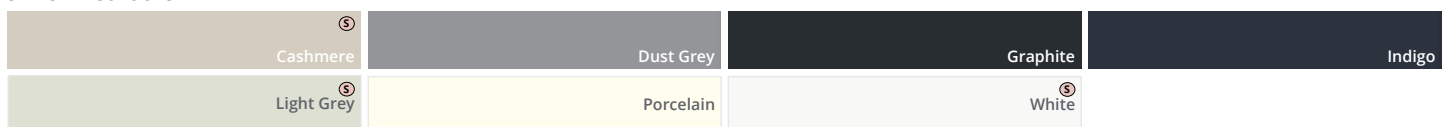
• STANDARD SIZES AVAILABLE IN COLOURS MARKED Ⓢ
 • MADE TO MEASURE AVAILABLE IN ALL COLOURS

Lead time
Selected Colours: 10 working days
Selected Colours MTM: 20 working days



Zola Soft-Matte Cashmere and White

SELECTED COLOURS



HANDLES




Square Backplate Knob 60mm

- 1 Chrome **K1-180**
- 2 Brushed Nickel **K1-179**




Cup with Backplate 145mm

- 3 Pewter **K1-176**
- 4 Chrome **K1-175**




Cup with Backplate 145mm

- 5 Brushed Nickel **K1-174**
- 6 Brass **K1-320**



Cup with Backplate 97mm

- 7 Pewter **K1-173**
- 8 Chrome **K1-172**



Cup with Backplate 97mm

- 9 Brushed Nickel **K1-171**
- 10 Brass **K1-319**



Slimline Bow 272mm

- 11 Chrome **K1-177**
- 12 Brushed Nickel **K1-178**



Square Cup 145mm

- 13 Chrome **K1-311**
- 14 Brushed Satin Nickel **K1-308**



Square Knob 32mm

- 15 Chrome **K1-309**
- 16 Brushed Satin Nickel **K1-306**



D-Handle 177mm

- 17 Chrome **K1-310**
- 18 Brushed Satin Nickel **K1-307**



Round Knob 50mm

- 19 Oak **K1-113**



Round Knob 38mm

- 20 Pewter **K1-170**
- 21 Chrome **K1-169**



Round Knob 38mm

- 22 Brushed Nickel **K1-269**
- 23 Satin Brass **K1-267**



Round Knob 38mm

- 24 Antique Copper **K1-268**




Round Cup Handle 125mm

- 25 Chrome **K1-315**
- 26 Brushed Nickel **K1-272**



Round Cup Handle 125mm

- 27 Satin Brass **K1-270**
- 28 Antique Copper **K1-271**



D-Handle 186mm

- 29 Chrome **K1-187**
- 30 Brushed Nickel **K1-317**



D-Handle 186mm

- 31 Satin Brass **K1-318**
- 32 Brushed Copper **K1-201**



Rounded D-Handle 168mm

- 33 Chrome **K1-316**
- 34 Brushed Nickel **K1-266**




Rounded D-Handle 168mm

- 35 Satin Brass **K1-264**
- 36 Antique Copper **K1-265**



Rectangular Knob 59mm

- 37 Chrome **K1-314**
- 38 Brushed Nickel **K1-263**



Rectangular Knob 59mm

- 39 Satin Brass **K1-261**
- 40 Antique Copper **K1-262**



Block D-Handle 170mm

- 41 Bright Chrome **K1-145**
- 42 Brushed Nickel **K1-146**



Bow Handle 232mm

- 43 Pewter **K1-154**
- 44 American Copper **K1-152**




Bow Handle 232mm

- 45 Brushed Satin Brass **K1-303**
- 46 Polished Nickel **K1-153**



Round Knob 32mm

- 47 Pewter **K1-160**
- 48 American Copper **K1-158**



Round Knob 32mm

- 49 Brushed Satin Brass **K1-301**
- 50 Polished Nickel **K1-159**



Round Cup 104mm

- 51 Chrome **K1-156**
- 52 Brushed Nickel **K1-157**



Round Cup 104mm

- 53 Satin Brass **K1-302**
- 54 Antique Copper **K1-155**



Stepped D-Handle 174mm

- 55 Mirror Polished **K1-202**
- 56 Silk Polished **K1-204**



Stepped D-Handle 174mm

- 57 Polished Brass **K1-205**
- 58 Brushed Brass **K1-203**



Stepped D-Handle 174mm

- 59 Matte Black **K1-206**



Elongated Cup 157mm

- 60 Polished Nickel **K1-195**
- 61 Brushed Satin Nickel **K1-197**



Elongated Cup 157mm

- 62 Brushed Satin Brass **K1-304**
- 63 American Copper **K1-196**



Round Knob 40mm

- 64 Polished Nickel **K1-198**
- 65 Brushed Satin Nickel **K1-200**



Round Knob 40mm

- 66 Brushed Satin Brass **K1-305**
- 67 American Copper **K1-199**



Square Cup Handle 98mm

- 68 Polished Nickel **K1-191**
- 69 Polished Nickel **K1-193**



Square Cup Handle 98mm

- 70 Polished Brass **K1-192**
- 71 Polished Brass **K1-194**



Knob on Backplate 34mm
72 Chrome K1-312
73 Brushed Satin Brass K1-313



Block D-Handle 177mm
74 Chrome K1-325
75 Brushed Nickel K1-326



D-Handle 138mm
76 Brushed Nickel K1-52
D-Handle 234mm
77 Brushed Nickel K1-53



Rounded D-Handle 168mm
78 Bright Chrome K1-165
79 Inox K1-166



Modern Bow Handle 200mm
80 Bright Chrome K1-147
81 Brushed Nickel K1-148



Round Knob 34mm
82 Inox Look K1-219
83 Antique Brown K1-218



Round Knob 34mm
84 Matte Black K1-220



D-Handle 164mm
85 Inox Look K1-215
86 Antique Brown K1-214



D-Handle 164mm
87 Matte Black K1-216



Oval Knob 60mm
88 Bright Chrome K1-207
89 Inox Look K1-209



Oval Knob 60mm
90 Antique Brown K1-208
91 Matte Black K1-210



Square Knob 30mm
92 Satin Nickel K1-257
93 Black Nickel K1-258



Square D-Handle 152mm
94 Satin Nickel K1-259
95 Black Nickel K1-260



Square Cup 124mm
96 Satin Nickel K1-255
97 Black Nickel K1-256



D-Handle 126mm
98 Brushed Nickel K1-324
Round Cup 104mm
99 Brushed Nickel K1-323



Bow Handle 144mm
100 Pewter K1-99
Round Knob 35mm
101 Pewter K1-104



D-Handle 186mm
102 Brushed Nickel K1-388
103 Brushed Brass K1-386



D-Handle 186mm
104 Matte Black K1-387



Square Knob 50mm
105 Antique Brass K1-223
Rectangular Knob 140mm
106 Antique Brass K1-221



Bow Handle 126mm
107 Antique Copper K1-225
108 Antique Brass K1-226



Classic Bow 133mm
110 Antique Brass K1-61



Square Cup 78mm
111 Bright Nickel K1-357
112 Antique Brass K1-359



Square Cup 78mm
113 Matte Black K1-361



D-Handle 172mm
114 Bright Nickel K1-358
115 Antique Brass K1-360



D-Handle 172mm
116 Matte Black K1-362




D-Handle 170mm
117 Inox K1-350
118 Antique Brown K1-349



D-Handle 170mm
119 Antique Grey K1-348



Knurled Bar 201mm
120 Brushed Nickel K1-370
121 Antique Brushed Brass K1-364
Knurled Bar 361mm
Brushed Nickel K1-371
Antique Brushed Brass K1-365



Knurled Bar 201mm
122 Matte Black K1-367
Knurled Bar 361mm
Matte Black K1-368



Knurled T-Bar 60mm
123 Brushed Nickel K1-369
124 Antique Brushed Brass K1-363




Knurled T-Bar 60mm
125 Matte Black K1-366



Bar Handle 186mm
126 Brushed Nickel K1-321
Bar Handle 326mm
Brushed Nickel K1-322



Knurled Bar with Backplate 190mm
127 Antique Brass K1-328
128 Matte Black K1-331
Knurled Bar with Backplate 254mm
Antique Brass K1-329
Matte Black K1-332



Knurled T-Bar with Round Backplate 54mm
129 Brushed Nickel K1-327
130 Antique Brushed Brass K1-330



Block Bar Handle 188mm
131 Brushed Nickel K1-184



Modern Bow 172mm
132 Brushed Chrome K1-86



Slimline D-Handle 328mm
133 Polished Chrome K1-164



Fluted T-Bar 60mm
134 Brushed Nickel **K1-376**
135 Antique Brushed Brass **K1-372**



Fluted T-Bar 60mm
136 Matte Black **K1-374**



Fluted Bar Handle 225mm
137 Brushed Nickel **K1-377**
138 Antique Brushed Brass **K1-373**



Fluted Bar Handle 225mm
139 Matte Black **K1-375**



Trim Handle 295mm
140 Chrome **K1-241**
141 Matte Black **K1-248**
Trim Handle 595mm
Chrome **K1-244**
Matte Black **K1-251**



Square Bar 195mm
142 Chrome **K1-379**
143 Brushed Nickel **K1-385**



Square Bar 195mm
144 Brushed Brass **K1-381**
145 Matte Black **K1-383**



Square T-Bar 60mm
146 Chrome **K1-378**
147 Brushed Nickel **K1-384**



Square T-Bar 60mm
148 Brushed Brass **K1-380**
149 Matte Black **K1-382**



Trim Handle 295mm
150 Chrome **K1-227**
151 Matte Black **K1-234**
Trim Handle 595mm
Chrome **K1-230**
Matte Black **K1-237**



Round Flat Knob 42mm
152 Inox Look **K1-274**
153 Brushed Brass **K1-273**



Round Flat Knob 42mm
154 Brushed Anthracite **K1-275**
155 Brushed Black **K1-276**



Square D-Handle 138mm
156 Inox **K1-278**
157 Brushed Brass **K1-277**



Square D-Handle 138mm
158 Brushed Anthracite **K1-279**
159 Brushed Matte Black **K1-280**



Bar Handle 286mm
160 Inox **K1-354**
161 Brushed Brass **K1-352**



Bar Handle 286mm
162 Brushed Matte Black **K1-356**



T-Bar 126mm
163 Inox **K1-353**
164 Brushed Brass **K1-351**



T-Bar 126mm
165 Brushed Matte Black **K1-355**



Trim Handle 200mm
166 Inox **K1-336**
167 Brushed Brass **K1-334**



Trim Handle 200mm
168 Brushed Matte Black **K1-338**



Trim Handle 50mm
169 Inox **K1-335**
170 Brushed Brass **K1-333**



Trim Handle 50mm
171 Brushed Matte Black **K1-337**



Trim Handle 100mm
172 Inox **K1-342**
173 Brushed Brass **K1-339**
Trim Handle 200mm
Inox **K1-343**
Brushed Brass **K1-340**
Trim Handle 350mm
Inox **K1-344**
Brushed Brass **K1-341**



Trim Handle 100mm
174 Matte Black **K1-345**



Slimline D-Handle 168mm
175 Brushed Nickel **K1-393**
176 Brushed Brass **K1-389**
Slimline D-Handle 232mm
Brushed Nickel **K1-394**
Brushed Brass **K1-390**



Slimline D-Handle 168mm
177 Matte Black **K1-391**

Slimline D-Handle 232mm
Matte Black **K1-392**

DOOR WARRANTIES



5 YEAR ULTIMATE DOOR WARRANTY

All wood, acrylic, lacquered and painted doors and components are covered by a 5-year guarantee, against defective materials only, from the installation date.



3 YEAR ULTIMATE DOOR WARRANTY

All vinyl doors and components are covered by a 3-year guarantee, against defective materials only, from the installation date.



UltimateKitchens



WWW.ULTIMATEKITCHENS.CO.UK